



Bible Step

Talk Time

■ Materials: Creative Teaching Aids—Photo Poster 9

Toddlers love to look at photographs that show children. Sharing what they know about following helps them connect to the Bible story, from John 21:15-19, "Jesus Said to Peter, 'Follow Me!'" Invite small groups, no more than four children, to the rug for Talk Time. Use this rhyme to help capture their attention.




Photo Poster 9

Point to your eyes. (*Point to eyes.*)

Watch and see.

Put your hands in your lap (*Fold hands.*)


As we sit quietly.

Show Photo Poster 9. **Point to the adult. Here is a grown-up. Point to the children. Here are some children. What do you think the children are doing?** Give the children time to respond. **The children are walking behind, or following, the grown-up. People often follow someone they love. Who have you followed?** Encourage all the children to share about following. They may talk about following a parent, a sibling, or a caregiver. **Sometimes we follow people. In today's Bible story we are going to learn that Jesus said to Peter, "Follow Me!"**

Bible Story Time

■ John 21:15-19

Small children spend time following special people in their lives. In today's Bible story they learn that Jesus told Peter, "Follow Me!" Have your Bible open to John 21. **Our story today is from the Bible, God's special book.**



Story Questions

Ask the following questions to review the Bible story:

1. Who loved Jesus?
(Peter)

2. Who said to Peter, "Follow Me?" (Jesus)

Jesus asked Peter, "Do you love Me?"

Peter said, "Yes."

(Nod head.)

Jesus asked Peter again, "Do you love Me?"

Peter said, "Yes."

(Nod head.)

Again Jesus asked Peter, "Do you love Me?"

Peter said, "Jesus, You know everything."

(Spread arms wide.)

You know that I love You."

Then Jesus said to Peter, "Follow Me."

To help the children remember the words and actions of the Bible story, repeat it to each group or individual child.



Bible Review Step

Bible Story Review Time

- Materials: Creative Teaching Aids—Story Figures 1, 2, 13, Story Card 6, Story Mat

Touching and moving things is a good way for toddlers to learn. The children in your class are not concerned if the same figure is used as different characters throughout the quarter. It is important that they move the figure while you tell the Bible Review story. This week the man (Figure 2) will be Peter. Have the children handle the figure of Peter, as well as the figures of Jesus (Figure 1) and the heart (Figure 13), as they help you retell the Bible story.

Anytime after you have done the Bible Step, you can do the Bible Review Step. Keep the small group you have together or visit children at different activities and tell the Bible Review story.


Gather together the figures of the lesson and punch out Story Card 6. Lay the story mat in front of you and place the story card by the mat.

This is Jesus. Put Jesus, Figure 1, on the mat. **This is Peter.** Put Peter, Figure 2, on the mat. **Jesus asked Peter, "Do you love Me?"** Peter said, **"Yes."** Have a child place the heart, Figure 13, on the mat.

Jesus asked Peter again, "Do you love Me?" Remove the heart, Figure 13. **Again Peter said, "Yes."** Have a child place Figure 13 on the mat.

Jesus asked Peter another time, "Do you love Me?" Remove Figure 13. **Peter said, "You know that I love You."** Have a child place the heart, Figure 13, on the mat. **Then Jesus said to Peter, "Follow Me!"**

Repeat the story to each child or group of children so that each child has an opportunity to touch or move a figure. Young children learn and understand things when they are repeated.



Story Mat with Story Figures 1, 2, 13, and Story Card 6

Music Time

- Materials: Creative Teaching Aids—Music files, media player

Music filled with energy and action is perfect for toddlers. They learn the way they like best—using their whole bodies and energy! This song reinforces today's Bible story from John 21:15-19 when Jesus said to Peter, "Follow Me!"

"JESUS IS ALIVE!"

The complete song is on the music files in the Creative Teaching Aids packet. The words and movements can be found on page 72 of this teacher's guide.

Repeat the song "Jesus Is Alive!" after singing it through one time. Children need to hear a song over and over to remember it.





Lesson 6 Focus: Jesus said to Peter, "Follow Me!"

Craft Step

Following Streamers

The process of doing a craft is one of the ways toddlers and two year olds learn. They discover how crayon and tape work on newspaper by coloring and taping. Encourage each child to create more than one Following Streamer, as time allows. All the things your children create are treasures. You can send them all home!

Materials: Creative Teaching Aids—Music files
Media player
Old newspapers
Crepe paper streamers
Scissors
Crayons
Tape




- Before Class:** 1. Roll each piece of newspaper into a roll. Taper each roll.
2. Cut lengths of streamers into one-foot lengths.
3. Set up a media player near the table.

Craft Time

Jesus said to Peter, "Follow Me!" We can follow Jesus too. Today we're going to make streamers to wave as we listen to a song about Jesus. Give each child a newspaper roll. Have the children color the rolls. Help them tape four streamers to one end of the roll. Encourage the children to make more than one Following Streamer.

As the children work, talk about the Bible story from John 21:15-19. Jesus asked Peter, "Do you love Me?" Peter said, "Jesus, You know everything. You know that I love You." Then Jesus said to Peter, "Follow Me."

Play the song "Jesus Is Alive!" on the music files from your Creative Teaching Aids packet. Encourage the children to move the streamers to the music.



Goodbye Time

As they leave, tell all the children, individually, you are glad they came. As you say goodbye, ask, "What did Jesus say to Peter?" Send each child home with his or her very own *Starting Steps*. One side connects each child's family to today's lesson; the other side includes a devotional, parenting tips, and an amusing anecdote.